



# Coeli SICAV I - Frontier Markets Fund

Fact sheet as at June 2021

This presentation is intended for marketing purposes for this Sub-Fund, a sub-fund of Coeli SICAV I. The information is not intended as a personal recommendation to make an investment. The information provided herein does neither constitute any professional financial-, legal- or tax advice.

## Fund Overview

Base Currency	USD
Total Fund Assets	170 MUSD
Total Strategy Assets	623 MUSD
Inception Date	2014-02-28
Benchmark	MSCI FM <sup>1)</sup>

## Fund Management

Hans-Henrik Skov

James Bannan

## Fund Measures

	COELI FM	MSCI FM
Trailing P/E	13,5	16,6
Forward P/E	11,8	14,0
P/B	2,3	2,2
Dividend yield	2,9%	2,5%
Current ROE	27,0%	13,4%
Current ROA	11,2%	2,2%

## Top Holdings (%)

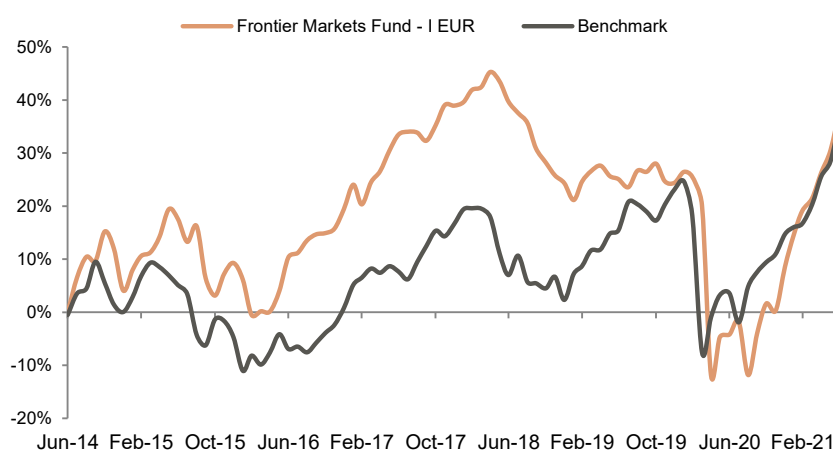
JSC KASPI.KZ GDR-REG S	10,2%
MOBILE WORLD INVESTMENT CORP	9,1%
SAFARICOM PLC	8,8%
FPT CORP	6,6%
VIETNAM PROSPERITY JSC BANK	5,5%

## Summary of Investment Objective

The fund aims to achieve long-term capital growth by investing in companies within the global Frontier Markets universe. The strategy combines top-down country assessment with bottom-up stock selection to seek out high quality companies. Key selection criteria are sound underlying business fundamentals, prudent management with strong integrity, high return on capital and well-positioned to take advantage of the on-going structural changes in the Frontier Markets.

## Performance

### Performance in Share Class Currency (EUR) <sup>2)</sup>



## Performance in Share Class Currency (%)

	1 Mth	3 Mths	6 Mths	1 Yr	5 Yrs	Fully opr. <sup>2)</sup>	Since Inception. <sup>4)</sup>
Frontier Markets Fund - I EUR <sup>3)</sup>	5,2%	16,8%	26,8%	51,3%	30,7%	37,6%	45,3%
Benchmark (EUR)	6,0%	13,1%	18,7%	31,4%	46,2%	36,1%	59,0%
Frontier Markets Fund - I USD <sup>3)</sup>	2,3%	18,1%	22,7%	60,2%	38,9%	N/A	N/A
Benchmark (USD)	2,7%	14,1%	15,0%	38,5%	56,5%	N/A	N/A

## Discrete Annual Performance in Share Class Currency (%)

	YTD	2020	2019	2018	2017	2016	2015
Frontier Markets Fund - I EUR <sup>3)</sup>	26,8%	-9,4%	4,4%	-13,2%	13,9%	15,4%	-0,5%
Benchmark (EUR)	18,7%	-6,8%	20,3%	-12,2%	15,7%	5,8%	-4,7%
Frontier Markets Fund - I USD <sup>3)</sup>	22,7%	-0,9%	2,4%	-17,3%	29,5%	11,1%	-11,2%
Benchmark (USD)	15,0%	1,4%	18,0%	-16,4%	31,9%	2,7%	-14,5%

<sup>1)</sup> MSCI Frontier Markets NTR in EUR <sup>2)</sup> The fund was able to invest in all markets from 2014-06-01 <sup>3)</sup> Return reflects underlying NAV <sup>4)</sup> Share Class - I USD was not launched at inception date of the strategy. at inception date of the strategy.

## How to Contact Coeli

Coeli Asset Management

Sveavägen 24 -26

SE -111 57 Stockholm

Phone: +46 8 506 223 10

E-mail: [info@coeli.com](mailto:info@coeli.com)

[www.coeli.com](http://www.coeli.com)



# Coeli SICAV I - Frontier Markets Fund

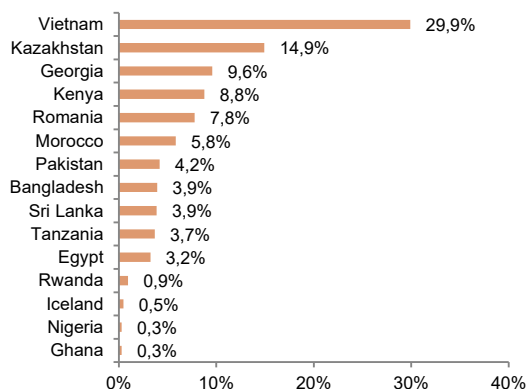
Fact sheet as at June 2021

## Share Class Information

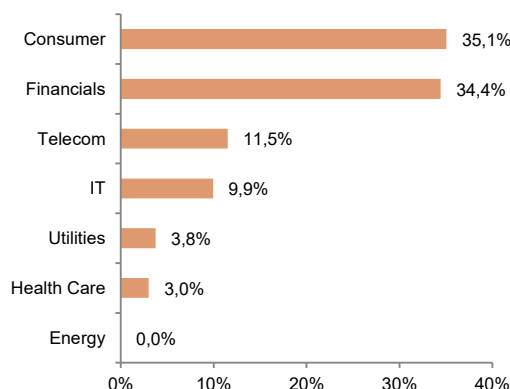
Share Class	Incep-date	NAV	Fees			Fund Identifiers		
			Mgm. Fee	Ongoing Charges	Performance Fee	Bloomberg ID	ISIN	
Frontier Markets Fund - I EUR	2014-02-28	145,27	1,25%	1,90%	10% <sup>5)</sup>	COELIIE:LX	LU1028962204	
Frontier Markets Fund - R EUR	2014-03-21	135,80	2,50%	3,19%	No	COELIRE:LX	LU1028962113	
Frontier Markets Fund - I-D EUR	2014-07-25	104,55	1,25%	1,82%	10% <sup>5)</sup>	COELIID:LX	LU1084153631	
Frontier Markets Fund - I SEK	2014-02-28	165,72	1,25%	1,93%	10% <sup>5)</sup>	COELIIS:LX	LU1028962030	
Frontier Markets Fund - R SEK	2014-02-28	152,26	2,50%	3,19%	No	COELIRS:LX	LU1028961909	
Frontier Markets Fund - I USD	2014-11-06	125,87	1,25%	1,83%	10% <sup>5)</sup>	COELIU:LX	LU1028962469	

<sup>5)</sup>10% above fund's benchmark with high watermark. For further information, please see the Key Investor Information Document.

## Country allocations



## Sector allocations



## Risk Information

Neither past performance nor simulated performance is an indicator or a guarantee of future performance. Estimates of future returns should not be construed as a guarantee of future performance. The value of shares in the Fund and income received from it can go down as well as up, and investors may not get back the full amount invested.

An investment decision may not constitute the sole basis for a decision to invest in the fund. Such a decision should be based on the information in the current prospectus, the Key Investor Information Document ("KIID"), and the most recently published annual and semi-annual reports which are available at [www.coeli.com](http://www.coeli.com) and can be acquired directly and without any costs from Coeli.


## Disclaimer

This presentation is not intended to be distributed in the USA or other countries where the content or the distribution may be prohibited. The fund described herein may not be offered or sold to US citizens or residents of the USA or to a corporate, partnership or other entity created or organized in or under the law of the USA.

Although the information has been based on sources deemed to be reliable, Coeli cannot guarantee its accuracy and assumes no liability whatsoever for incorrect or missing information nor for any loss, damage or claim arising from the use of the information in this presentation.

## Additional Information

Additional information about the Sub-Fund can be obtained from the Coeli SICAV I prospectus and the Sub-Fund's KIID. These documents are available free of charge in English at the Investment Manager's website, [www.coeli.se](http://www.coeli.se)



## How to Contact Coeli

Coeli Asset Management

Sveavägen 24 -26

SE -111 57 Stockholm

Phone: +46 8 506 223 10

E-mail: [info@coeli.com](mailto:info@coeli.com)

[www.coeli.com](http://www.coeli.com)